

1219 Cobham Avenue
Pretoria, 0186
South Africa
+27 (012) 403 0091

SmartAsset

An RFID asset management system

Product Overview

SmartAsset is an industry-leading asset management and inspection solution for small to enterprise-sized businesses. It is used by IT departments, government and educational agencies, healthcare, and many other companies across the globe. SmartAsset will improve efficiency and reduce cost by automating your asset tracking process. This will make it easier to prevent asset losses, improve maintenance, and gain control over asset movement. SmartAsset achieves this through easy mobile management of assets, by keeping track of asset details and inspections, and by assisting with security & theft prevention. SmartAsset is a cloud-based system that can be configured to suit your needs.

SmartAsset scanners and readers conveniently and accurately capture the following information:

- what assets your company owns
- where each asset is located
- when the asset was last inspected and by whom
- when the next inspection is due
- warranty period and expiration
- full history of each asset and its movements from purchase to disposal



LRH500L RFID & Barcode Scanner

This allows you to:

- track assets by site, location, department, item and serial number
- easily add, edit, move or dispose assets
- move by location, department, purchase order or custom filter
- open a report indicating which assets are due for inspection in the next week or month
- audit assets on PC or mobile devices
- schedule maintenance services

Asset details are available on the Cloud-based system and can be accessed from a laptop, PC or mobile phone. The SmartAsset server is located at www.smartasset.co.za.

Asset history, asset movement and asset inspection reports are available.

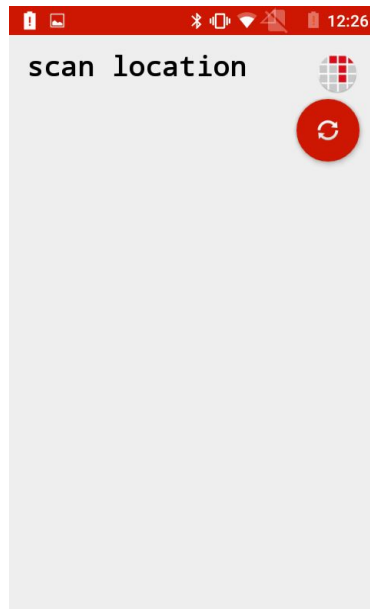
How does it work?

1. Verifying an asset

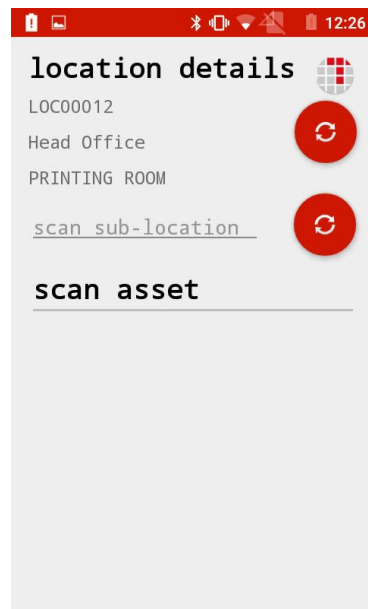
1. To verify an asset, select
VERIFY ASSETS



2. You will be prompted to
SCAN A LOCATION



3. Then you will be prompted
to SCAN an ASSET



4. Select the nature of the asset and enter a description

location details

LOC00012

Head Office

PRINTING ROOM

insert asset details

ASS00164

Computer Equipment

insert description

CANCEL SUBMIT

asset not found in database...

SAVE ASSET DETAILS

5. You will be prompted to select the condition of the asset

location details

LOC00012

Head Office

PRINTING ROOM

scan sub-location

ASS00014

BLACK HIGH BACK CHAIR

Furniture & Fixtures

Select

2021/03/01 12:26:34

SAVE ASSET DETAILS

6. Select the condition of the asset

location details

Select

New

Excellent

Good

Fair

Poor

Broken

Unusable

Missing

7. If the condition is poor or broken, you will be asked to take a photo of the asset

location details

LOC00012

Head Office

PRINTING ROOM

scan sub-location

ASS00014

BLACK HIGH BACK CHAIR

Furniture & Fixtures

Poor

2021/03/01 12:26:34

SAVE ASSET PHOTO

SAVE ASSET DETAILS

8. Save the asset details

location details

LOC00012

Head Office

PRINTING ROOM

scan sub-location

ASS00014

BLACK HIGH BACK CHAIR

Furniture & Fixtures

Poor

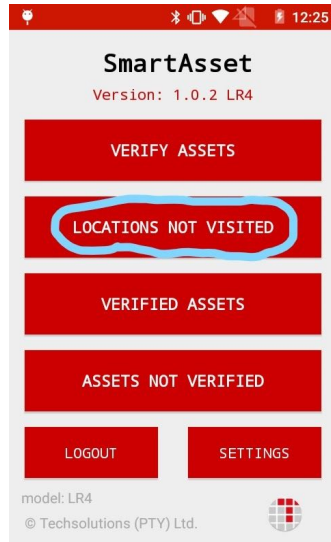
2021/03/01 12:26:34

TAKE ASSET PHOTO

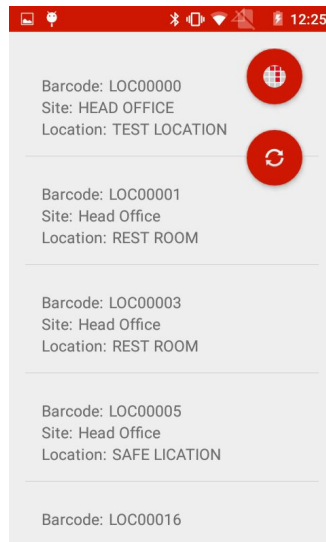
SAVE ASSET DETAILS

2. Checking which locations have not been visited

1. Select LOCATIONS NOT VISITED

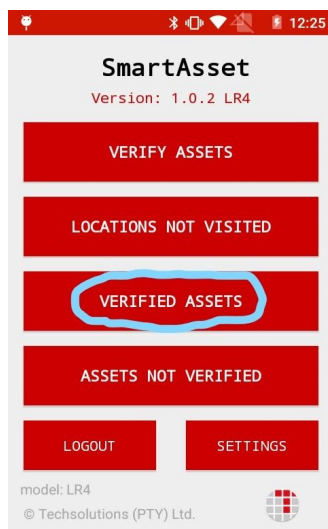


2. You will be given a list of locations that have not been visited

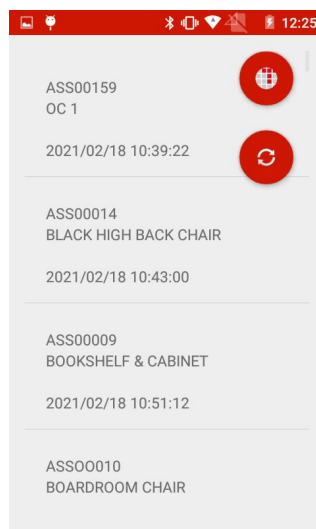


3. Checking which assets have been verified

1. Select VERIFIED ASSETS

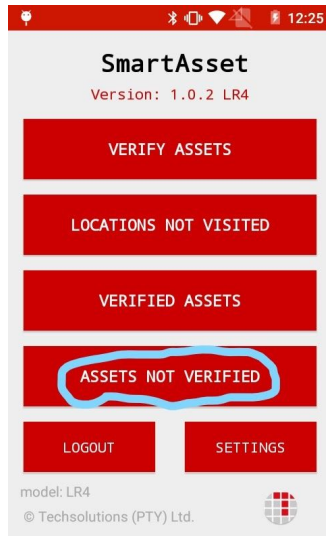


2. You are given a list of verified assets

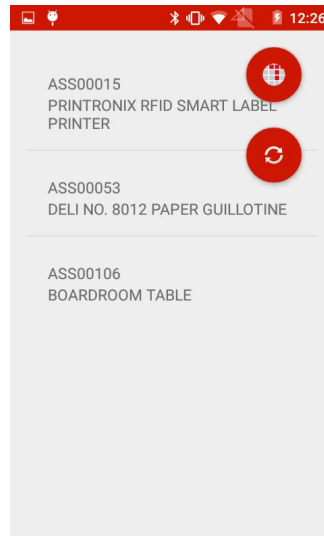


4. Checking which assets have not been verified

1. Select ASSETS NOT VERIFIED

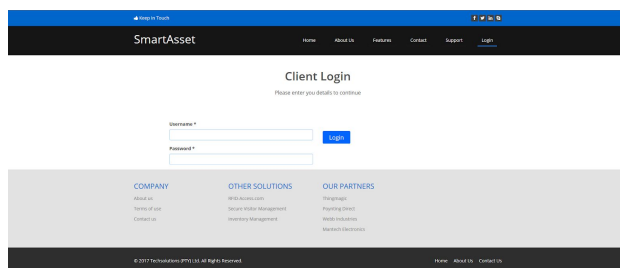


2. You are given a list of assets that have not been verified

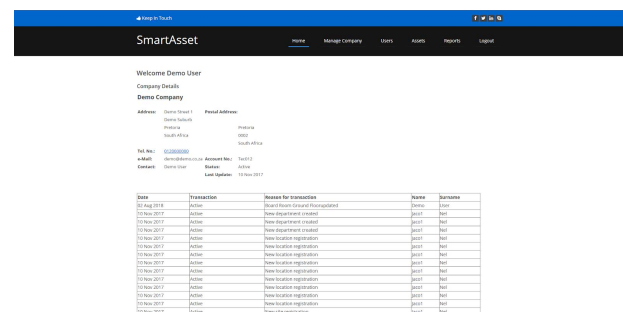


5. Viewing the asset register online

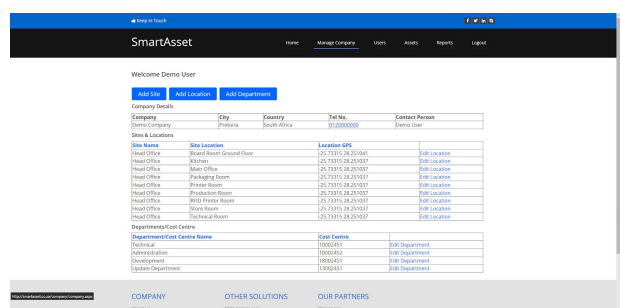
1. You will be prompted to LOG IN



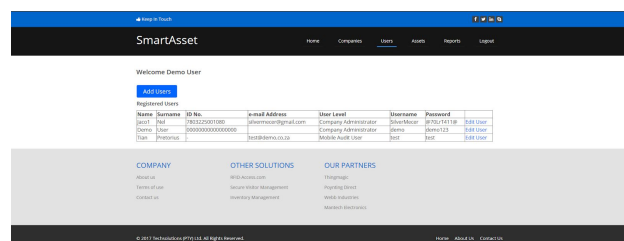
2. The HOME PAGE displays the most recent updates that have been made to the system



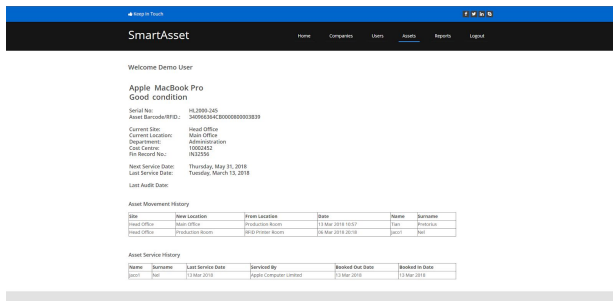
3. The MANAGE COMPANY tab allows you to add sites, locations, and departments



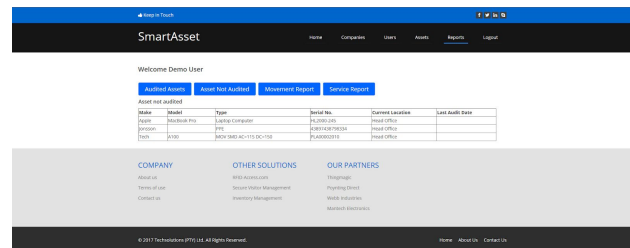
4. The USERS tab allows you to add users



5. The ASSETS tab allows gives the asset movement and service history and allows you to update asset data



6. The REPORTS tab offer reports on audited assets, assets not audited, as well as movement and service of assets



Tags, Labels and Scanners



MSL UHF Smart Label



Aluminium Barcode Labels



Durable Plastic Barcode Label



P-Apex Tag for Metal Assets



LRH500L RFID & Barcode Scanner



LRH500 Barcode Scanner

